

2023 NOWATA COUNTY ASSESSOR'S OFFICE REPORT TO THE EXCISE BOARD

07/26/2023

City/Village								
DISTRICT	DESCRIPTION	PERSONAL PROPERTY	REAL PROPERTY	PUBLIC SERVICE	TOTAL VALUATION	HOMESTEAD EXEMPTIONS	OTHER EXEMPTIONS	NET VALUATION
T02	Delaware City	36,230	692,896	461,333	1,190,459	69,576	17,926	1,102,957
T03	Lenapah City	40,110	556,281	662,590	1,258,981	45,999	0	1,212,982
T04	New Alluwe C	1,104	97,985	8,027	107,116	12,000	2,755	92,361
T05	So.Coffeyville	1,757,932	2,946,611	479,353	5,183,896	135,731	71,637	4,976,528
T06	Wann City	14,542	384,026	57,317	455,885	25,000	14,899	415,986
T07	NOWATA CITY	1,693,649	12,053,816	1,812,134	15,559,599	646,808	168,918	14,743,873
CITY/VILLAGE TOTAL VALUATION		3,543,567	16,731,615	3,480,754	23,755,936	935,114	276,135	22,544,687

County								
DISTRICT	DESCRIPTION	PERSONAL PROPERTY	REAL PROPERTY	PUBLIC SERVICE	TOTAL VALUATION	HOMESTEAD EXEMPTIONS	OTHER EXEMPTIONS	NET VALUATION
C001	Nowata County General	13,772,325	53,861,419	18,355,170	85,988,914	2,248,689	766,171	82,974,054
COUNTY TOTAL VALUATION		13,772,325	53,861,419	18,355,170	85,988,914	2,248,689	766,171	82,974,054

School								
DISTRICT	DESCRIPTION	PERSONAL PROPERTY	REAL PROPERTY	PUBLIC SERVICE	TOTAL VALUATION	HOMESTEAD EXEMPTIONS	OTHER EXEMPTIONS	NET VALUATION
I-3 Okla	I-3 Oklahoma Union	2,882,406	14,485,628	8,803,056	26,171,090	642,673	231,574	25,296,843
I-40 Now	I-40 Nowata	4,422,303	29,220,926	7,353,603	40,996,832	1,265,187	422,090	39,309,555
I-51 SC	I-51 South Coffeyville	6,373,023	9,167,729	1,941,115	17,481,867	281,054	79,996	17,120,817
JI-3 Che	JI-3 Chelsea	89,324	930,098	257,172	1,276,594	57,775	32,511	1,186,308
JI-4 Cop	JI-4 Copan	5,269	57,038	224	62,531	2,000	0	60,531
SCHOOL TOTAL VALUATION		13,772,325	53,861,419	18,355,170	85,988,914	2,248,689	766,171	82,974,054

Vo-Tech								
DISTRICT	DESCRIPTION	PERSONAL PROPERTY	REAL PROPERTY	PUBLIC SERVICE	TOTAL VALUATION	HOMESTEAD EXEMPTIONS	OTHER EXEMPTIONS	NET VALUATION
V01	Tri-County Tech Center	13,683,001	52,931,321	18,097,998	84,712,320	2,190,914	733,660	81,787,746
V11	NE Tech Center	89,324	930,098	257,172	1,276,594	57,775	32,511	1,186,308
VO-TECH TOTAL VALUATION		13,772,325	53,861,419	18,355,170	85,988,914	2,248,689	766,171	82,974,054

2023 NOWATA COUNTY ASSESSOR'S OFFICE REPORT TO THE EXCISE BOARD

07/26/2023

I, Chris Clouse, Assessor of Nowata County Oklahoma, do hereby certify that the foregoing is a true and correct statement of valuations for Real Estate, Personal Property, Public Service and Homestead Exemptions as certified by the State Board of Equalization and shown by the records in the County Assessor's office. Subscribed by my name and affixed the seal of the County Assessor's office on this day of 07/26/2023.

State of Oklahoma)
) SS
Nowata County)

Chris Clouse

7-27-23
Date

Chris Clouse
County Assessor
Nowata County



I, , County Clerk of Nowata County Oklahoma, do hereby certify that the above is a true, correct and complete list of the valuations of Nowata County Oklahoma as certified by the Nowata County Assessor's office.

Kay Spurgeon

County Clerk
Nowata County



Excise Board:

[Signature]

Harry M Howard Jr

[Signature]

8-2-2023
Date

Real	Count	Value
Agricultural	0	0
Commercial	8	41,522
Residential	286	651,374
Total Real Value	294	692,896

Homestead	68	69,576
Veteran	5	17,926
Other	0	0
Total Exempt	77	87,502

TIF Increment Value

Net Assessed 605,394

Net Assessed Under Protest

Senior Freeze	11	6,131
Capped Parcels	123	210,399

Personal	Count	Value
Agricultural	10	12,221
Commercial	3	5,635
Mobile Home	8	18,374
Total Personal	21	36,230

Total Exempt 0 0

TIF Increment Value

Net Assessed 36,230

Net Assessed Under Protest

Public Service	Count	Value
Total PS Value	6	461,333

TIF Increment Value

Net Assessed 461,333

District Totals

Total Gross Value	1,190,459
Homestead Loss	69,576
Other Exemption Loss	17,926

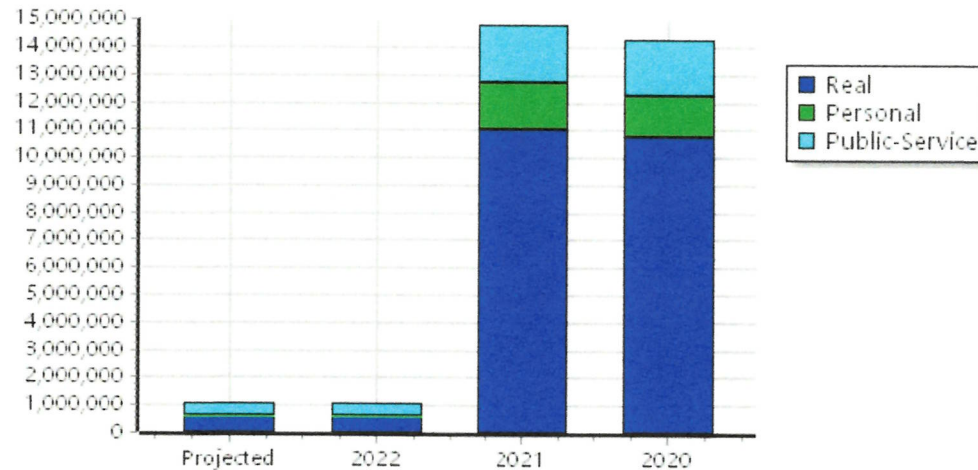
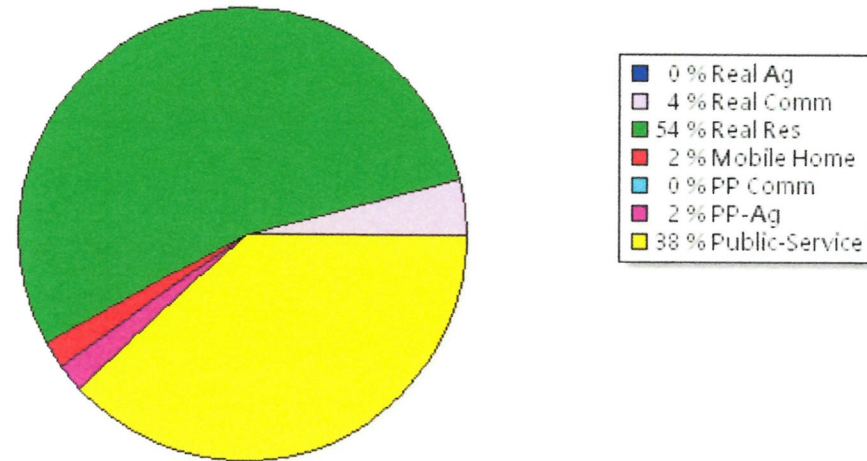
TIF Increment Value

Retained TIF Value


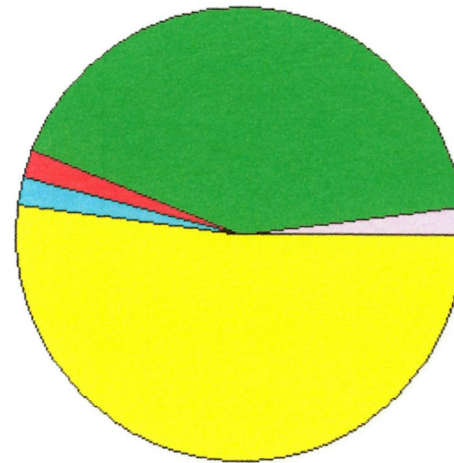
Net Assessed Value 1,102,957

Net Assessed Under Protest


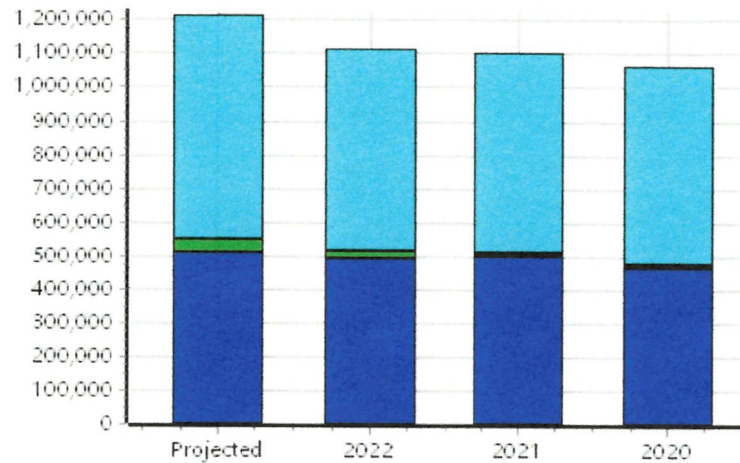
* Public Service Protests Values are not included on this report.



Real	Count	Value
Agricultural	0	0
Commercial	6	14,954
Residential	225	541,327
Total Real Value	231	556,281
Homestead	45	45,999
Veteran	0	0
Other	0	0
Total Exempt	46	45,999
TIF Increment Value		
Net Assessed		510,282
Net Assessed Under Protest		
Senior Freeze	2	4,894
Capped Parcels	119	158,917



Personal	Count	Value
Agricultural	3	6,063
Commercial	3	20,392
Mobile Home	4	13,655
Total Personal	10	40,110
Total Exempt	0	0
TIF Increment Value		
Net Assessed		40,110
Net Assessed Under Protest		



Public Service	Count	Value
Total PS Value	10	662,590
TIF Increment Value		
Net Assessed		662,590

District Totals	
Total Gross Value	1,258,981
Homestead Loss	45,999
Other Exemption Loss	0
TIF Increment Value	
Retained TIF Value	
Net Assessed Value	1,212,982
Net Assessed Under Protest	

* Public Service Protests Values are not included on this report.

Real	Count	Value
Agricultural	0	0
Commercial	2	7,571
Residential	48	90,414
Total Real Value	50	97,985
Homestead	12	12,000
Veteran	1	2,755
Other	0	0
Total Exempt	13	14,755

TIF Increment Value

Net Assessed 83,230

Net Assessed Under Protest

Senior Freeze	0	0
Capped Parcels	39	110,470

Personal	Count	Value
Agricultural	0	0
Commercial	0	0
Mobile Home	1	1,104
Total Personal	1	1,104
Total Exempt	0	0

TIF Increment Value

Net Assessed 1,104

Net Assessed Under Protest

Public Service	Count	Value
Total PS Value	3	8,027

TIF Increment Value

Net Assessed 8,027

District Totals

Total Gross Value	107,116
Homestead Loss	12,000
Other Exemption Loss	2,755

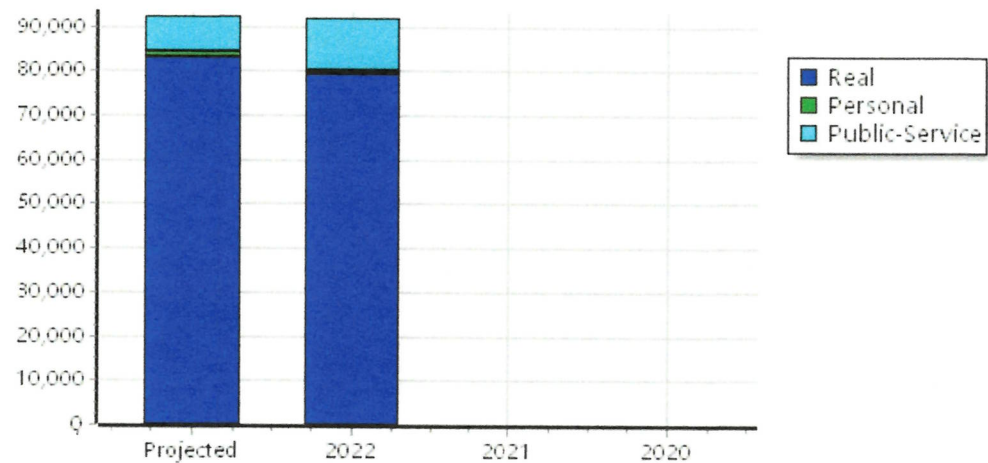
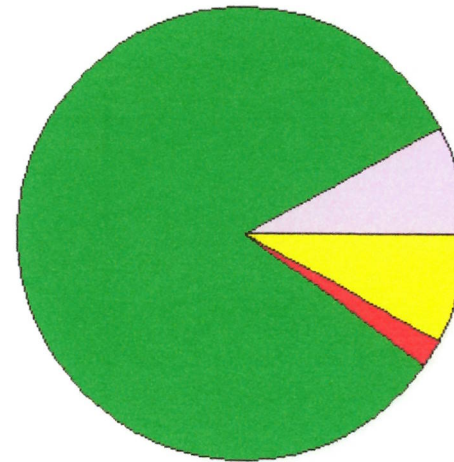
TIF Increment Value

Retained TIF Value

Net Assessed Value 92,361

Net Assessed Under Protest

* Public Service Protests Values are not included on this report.



Real	Count	Value
Agricultural	0	0
Commercial	61	556,806
Residential	435	2,389,805
Total Real Value	496	2,946,611
Homestead	128	135,731
Veteran	6	71,637
Other	0	0
Total Exempt	142	207,368

TIF Increment Value

Net Assessed 2,739,243

Net Assessed Under Protest

Senior Freeze	15	11,175
Capped Parcels	207	597,717

Personal	Count	Value
Agricultural	10	14,978
Commercial	27	1,715,769
Mobile Home	5	27,185
Total Personal	42	1,757,932
Total Exempt	0	0

TIF Increment Value

Net Assessed 1,757,932

Net Assessed Under Protest

Public Service	Count	Value
Total PS Value	8	479,353

TIF Increment Value

Net Assessed 479,353

District Totals

Total Gross Value	5,183,896
Homestead Loss	135,731
Other Exemption Loss	71,637

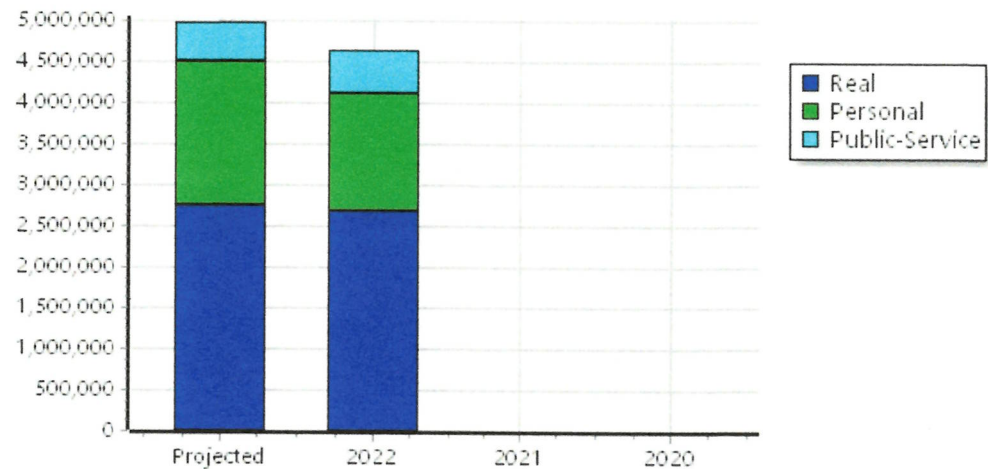
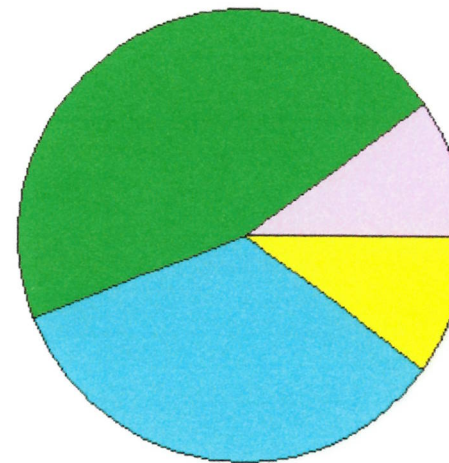
TIF Increment Value

Retained TIF Value

Net Assessed Value 4,976,528

Net Assessed Under Protest

* Public Service Protests Values are not included on this report.



Real	Count	Value
Agricultural	0	0
Commercial	3	23,453
Residential	94	360,573
Total Real Value	97	384,026
Homestead	24	25,000
Veteran	2	14,899
Other	0	0
Total Exempt	27	39,899

TIF Increment Value

Net Assessed 344,127

Net Assessed Under Protest

Senior Freeze	2	4,145
Capped Parcels	77	217,539

Personal	Count	Value
Agricultural	3	10,389
Commercial	0	0
Mobile Home	1	4,153
Total Personal	4	14,542
Total Exempt	0	0

TIF Increment Value

Net Assessed 14,542

Net Assessed Under Protest

Public Service	Count	Value
Total PS Value	4	57,317
TIF Increment Value		
Net Assessed		57,317

District Totals

Total Gross Value	455,885
Homestead Loss	25,000
Other Exemption Loss	14,899

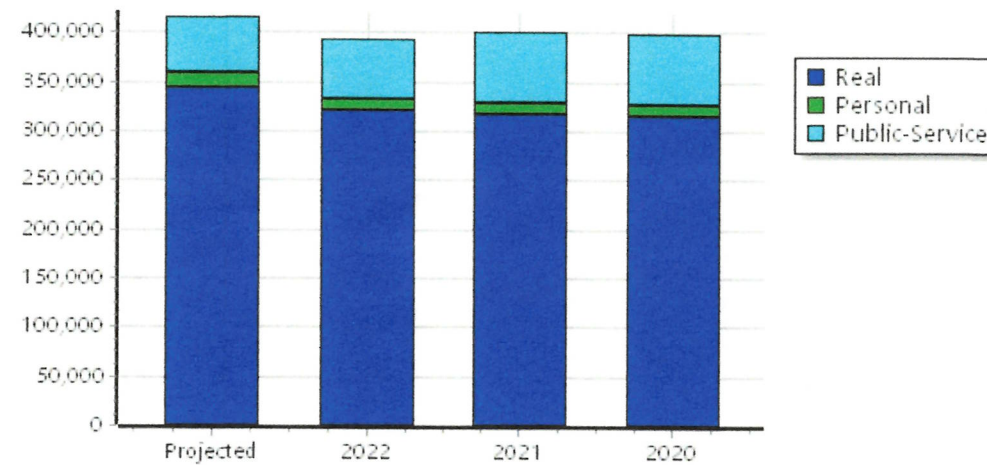
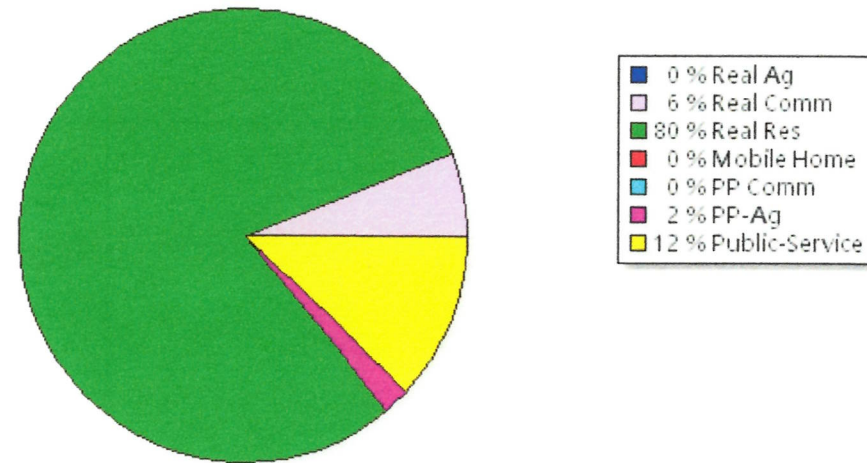
TIF Increment Value

Retained TIF Value


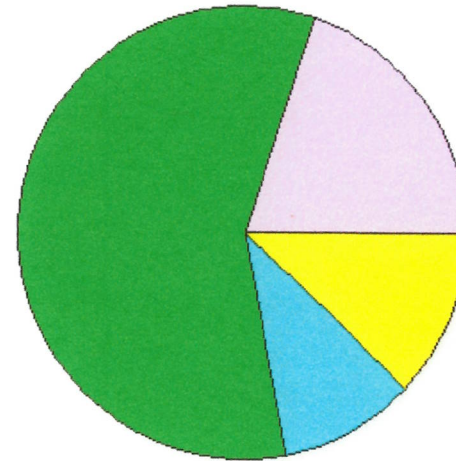
Net Assessed Value 415,986

Net Assessed Under Protest

* Public Service Protests Values are not included on this report.



Real	Count	Value
Agricultural	5	38,830
Commercial	262	3,124,869
Residential	2,383	8,890,117
Total Real Value	2,650	12,053,816
Homestead	609	646,808
Veteran	24	168,918
Other	0	0
Total Exempt	682	815,726



TIF Increment Value

Net Assessed 11,238,090

Net Assessed Under Protest

Senior Freeze	114	329,033
Capped Parcels	1,878	6,580,562

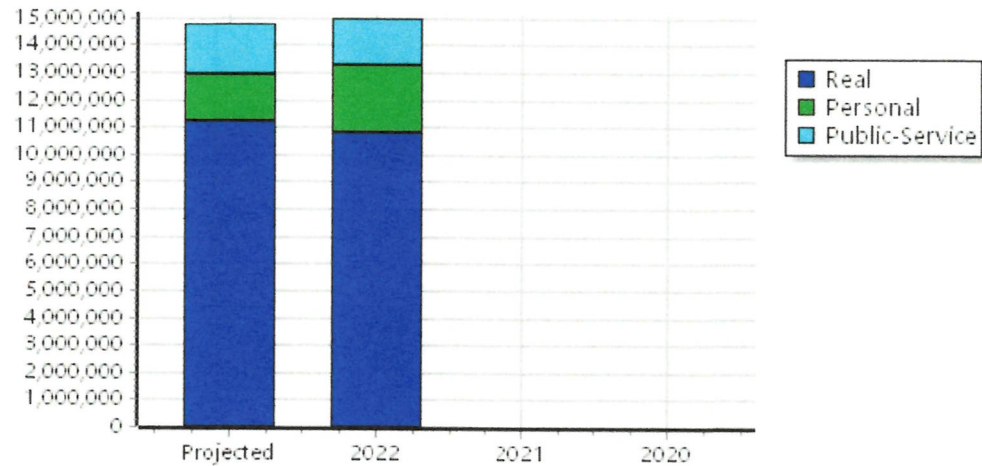
Personal	Count	Value
Agricultural	34	68,482
Commercial	154	1,587,900
Mobile Home	16	38,025
Total Personal	204	1,694,407
Total Exempt	1	758

TIF Increment Value

Net Assessed 1,693,649

Net Assessed Under Protest

Public Service	Count	Value
Total PS Value	12	1,812,134
TIF Increment Value		
Net Assessed		1,812,134



District Totals

Total Gross Value	15,560,357
Homestead Loss	646,808
Other Exemption Loss	169,676

TIF Increment Value

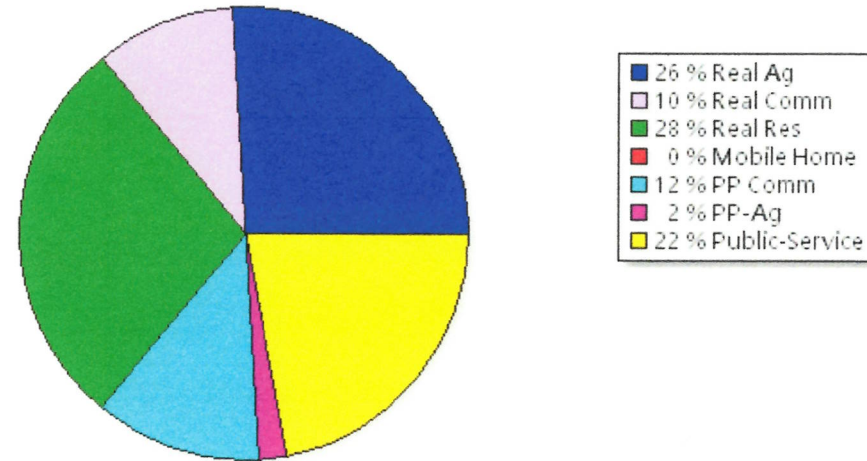
Retained TIF Value

Net Assessed Value 14,743,873

Net Assessed Under Protest

* Public Service Protests Values are not included on this report.

Real	Count	Value
Agricultural	3,610	22,493,805
Commercial	415	7,934,391
Residential	4,998	23,433,223
Total Real Value	9,023	53,861,419
Homestead	2,162	2,248,689
Veteran	75	766,171
Other	0	0
Total Exempt	2,343	3,014,860



TIF Increment Value

Net Assessed 50,846,559

Net Assessed Under Protest

Senior Freeze	265	1,137,484
Capped Parcels	5,089	24,853,735

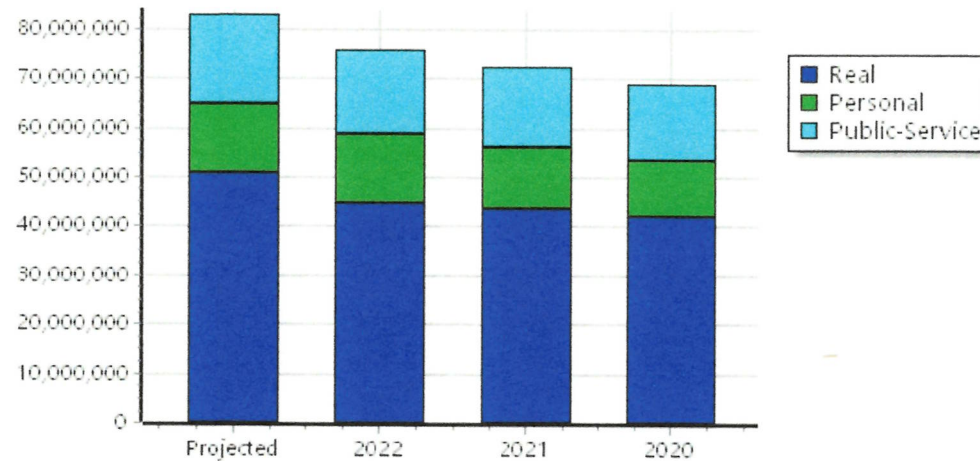
Personal	Count	Value
Agricultural	900	2,029,382
Commercial	390	10,920,435
Mobile Home	180	841,865
Total Personal	1,470	13,791,682
Total Exempt	8	19,357

TIF Increment Value

Net Assessed 13,772,325

Net Assessed Under Protest

Public Service	Count	Value
Total PS Value	94	18,355,170
TIF Increment Value		
Net Assessed		18,355,170



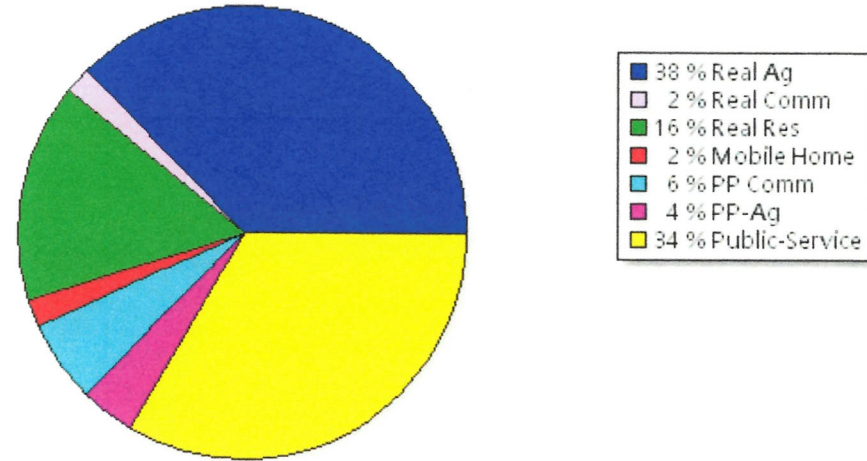
District Totals

Total Gross Value	86,008,271
Homestead Loss	2,248,689
Other Exemption Loss	785,528
TIF Increment Value	
Retained TIF Value	
Net Assessed Value	82,974,054

Net Assessed Under Protest

* Public Service Protests Values are not included on this report.

Real	Count	Value
Agricultural	1,793	9,725,968
Commercial	32	363,181
Residential	1,092	4,396,479
Total Real Value	2,917	14,485,628
Homestead	619	642,673
Veteran	22	231,574
Other	0	0
Total Exempt	669	874,247



TIF Increment Value

Net Assessed 13,611,381

Net Assessed Under Protest

Senior Freeze	63	287,269
Capped Parcels	1,283	5,380,718

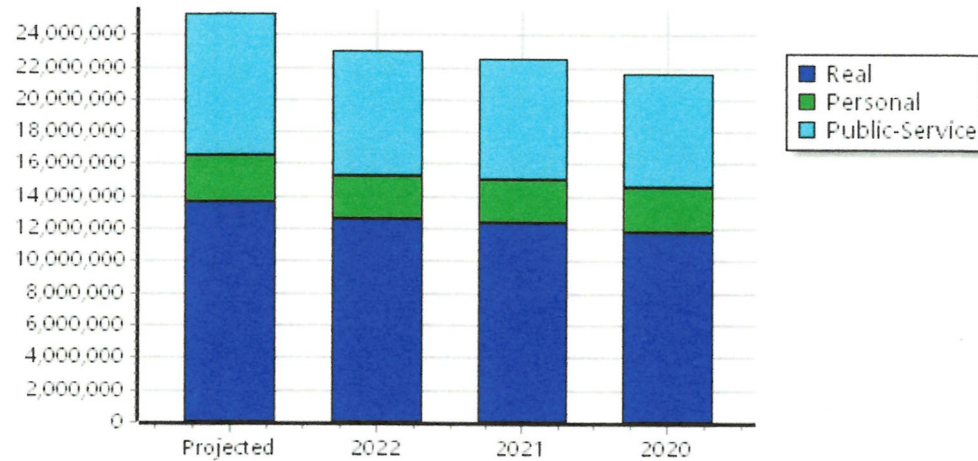
Personal	Count	Value
Agricultural	375	810,600
Commercial	59	1,701,614
Mobile Home	74	384,791
Total Personal	508	2,897,005
Total Exempt	5	14,599

TIF Increment Value

Net Assessed 2,882,406

Net Assessed Under Protest

Public Service	Count	Value
Total PS Value	38	8,803,056
TIF Increment Value		
Net Assessed		8,803,056



District Totals

Total Gross Value	26,185,689
Homestead Loss	642,673
Other Exemption Loss	246,173

TIF Increment Value

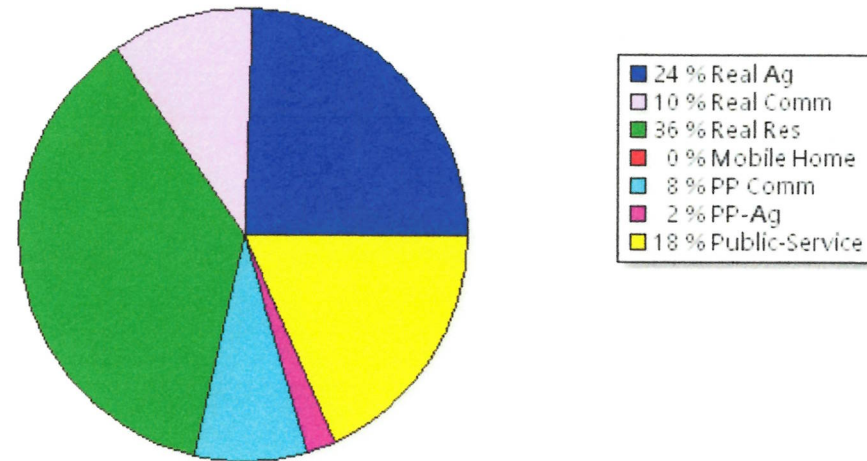
Retained TIF Value

Net Assessed Value 25,296,843

Net Assessed Under Protest

* Public Service Protests Values are not included on this report.

Real	Count	Value
Agricultural	1,336	10,117,682
Commercial	307	4,340,406
Residential	3,207	14,762,838
Total Real Value	4,850	29,220,926
Homestead	1,211	1,265,187
Veteran	43	422,090
Other	0	0
Total Exempt	1,321	1,687,277



TIF Increment Value

Net Assessed 27,533,649

Net Assessed Under Protest

Senior Freeze	167	748,065
Capped Parcels	3,280	16,175,679

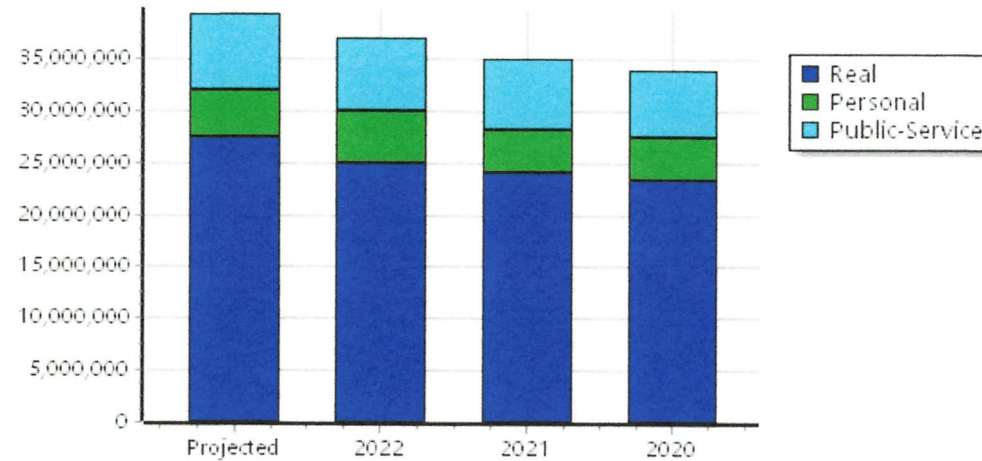
Personal	Count	Value
Agricultural	402	877,080
Commercial	263	3,233,804
Mobile Home	75	316,177
Total Personal	740	4,427,061
Total Exempt	3	4,758

TIF Increment Value

Net Assessed 4,422,303

Net Assessed Under Protest

Public Service	Count	Value
Total PS Value	30	7,353,603
TIF Increment Value		
Net Assessed		7,353,603



District Totals

Total Gross Value	41,001,590
Homestead Loss	1,265,187
Other Exemption Loss	426,848

TIF Increment Value

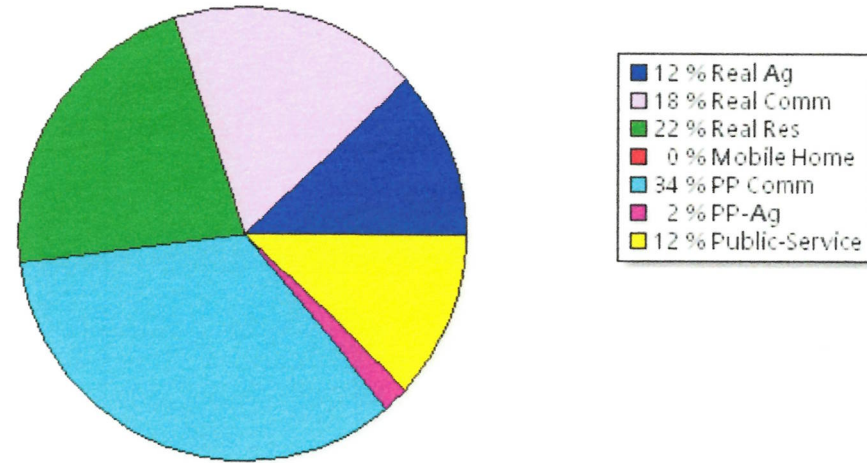
Retained TIF Value

Net Assessed Value 39,309,555

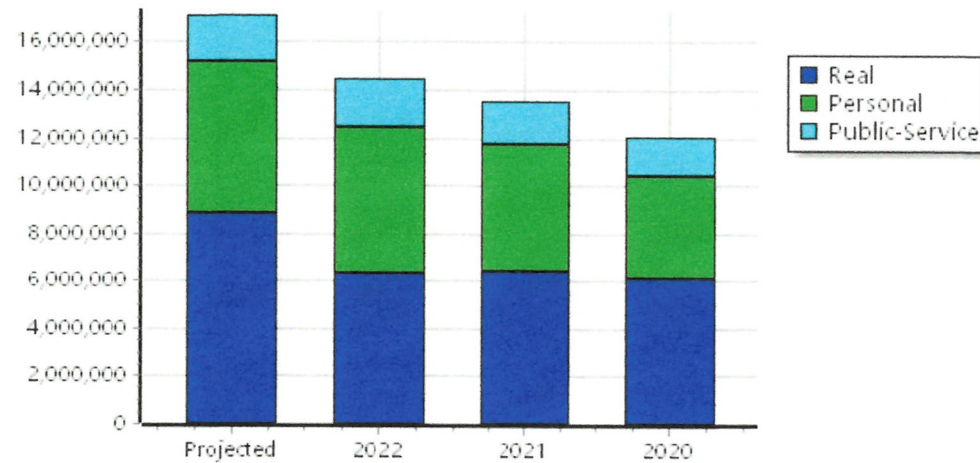
Net Assessed Under Protest

* Public Service Protests Values are not included on this report.

Real	Count	Value
Agricultural	355	2,066,189
Commercial	73	3,219,547
Residential	597	3,881,993
Total Real Value	1,025	9,167,729
Homestead	271	281,054
Veteran	7	79,996
Other	0	0
Total Exempt	289	361,050
TIF Increment Value		
Net Assessed		8,806,679
Net Assessed Under Protest		
Senior Freeze	28	66,839
Capped Parcels	351	1,640,999



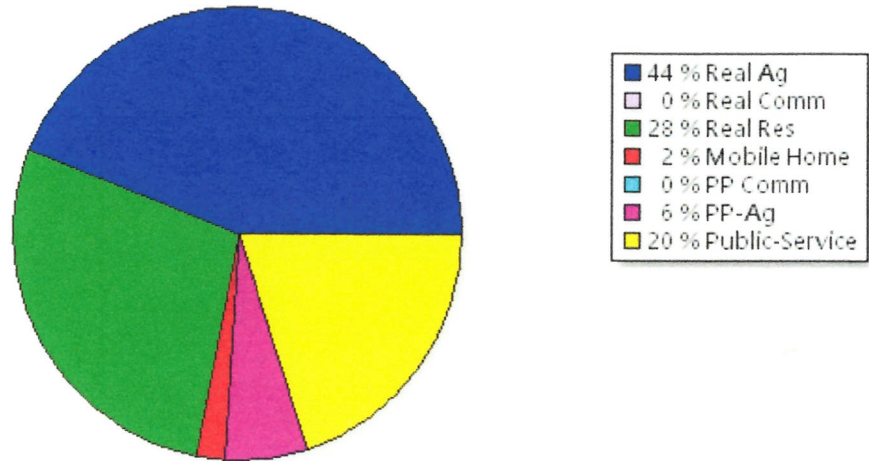
Personal	Count	Value
Agricultural	92	272,645
Commercial	63	5,978,257
Mobile Home	27	122,121
Total Personal	182	6,373,023
Total Exempt	0	0
TIF Increment Value		
Net Assessed		6,373,023
Net Assessed Under Protest		
Public Service		
Total PS Value	19	1,941,115
TIF Increment Value		
Net Assessed		1,941,115



District Totals	
Total Gross Value	17,481,867
Homestead Loss	281,054
Other Exemption Loss	79,996
TIF Increment Value	
Retained TIF Value	
Net Assessed Value	17,120,817
Net Assessed Under Protest	

* Public Service Protests Values are not included on this report.

Real	Count	Value
Agricultural	124	569,923
Commercial	3	11,257
Residential	97	348,918
Total Real Value	224	930,098
Homestead	59	57,775
Veteran	3	32,511
Other	0	0
Total Exempt	62	90,286



TIF Increment Value

Net Assessed 839,812

Net Assessed Under Protest

Senior Freeze	7	35,311
Capped Parcels	168	1,621,572

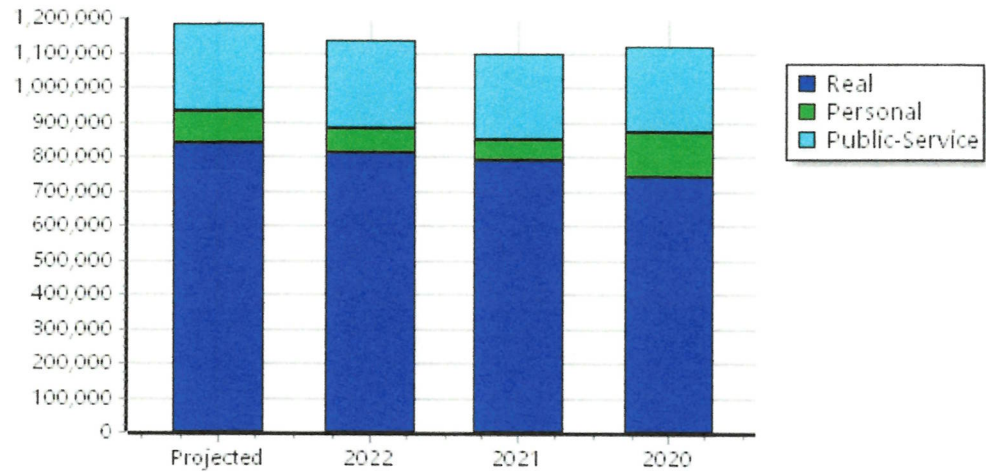
Personal	Count	Value
Agricultural	30	68,590
Commercial	3	1,958
Mobile Home	4	18,776
Total Personal	37	89,324
Total Exempt	0	0

TIF Increment Value

Net Assessed 89,324

Net Assessed Under Protest

Public Service	Count	Value
Total PS Value	6	257,172
TIF Increment Value		
Net Assessed		257,172



District Totals

Total Gross Value	1,276,594
Homestead Loss	57,775
Other Exemption Loss	32,511

TIF Increment Value

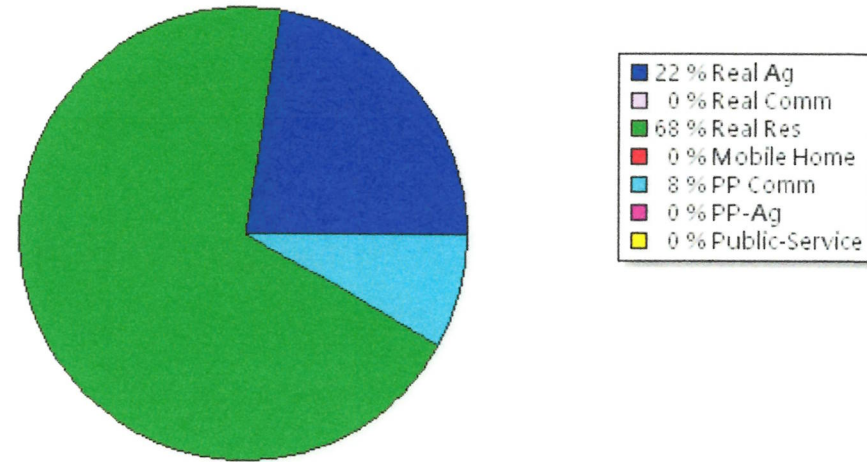
Retained TIF Value

Net Assessed Value 1,186,308

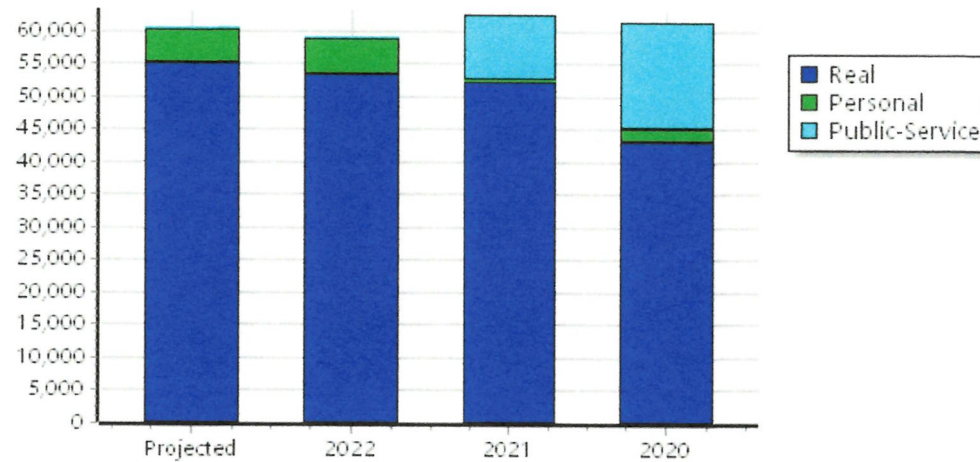
Net Assessed Under Protest

* Public Service Protests Values are not included on this report.

Real	Count	Value
Agricultural	2	14,043
Commercial	0	0
Residential	5	42,995
Total Real Value	7	57,038
Homestead	2	2,000
Veteran	0	0
Other	0	0
Total Exempt	2	2,000
TIF Increment Value		
Net Assessed		55,038
Net Assessed Under Protest		
Senior Freeze	0	0
Capped Parcels	7	34,767



Personal	Count	Value
Agricultural	1	467
Commercial	2	4,802
Mobile Home	0	0
Total Personal	3	5,269
Total Exempt	0	0
TIF Increment Value		
Net Assessed		5,269
Net Assessed Under Protest		
Public Service		
Total PS Value	1	224
TIF Increment Value		
Net Assessed		224



District Totals	
Total Gross Value	62,531
Homestead Loss	2,000
Other Exemption Loss	0
TIF Increment Value	
Retained TIF Value	
Net Assessed Value	60,531
Net Assessed Under Protest	

* Public Service Protests Values are not included on this report.

Real	Count	Value
Agricultural	3,486	21,923,882
Commercial	412	7,923,134
Residential	4,901	23,084,305
Total Real Value	8,799	52,931,321
Homestead	2,103	2,190,914
Veteran	72	733,660
Other	0	0
Total Exempt	2,281	2,924,574

TIF Increment Value

Net Assessed 50,006,747

Net Assessed Under Protest

Senior Freeze	258	1,102,173
Capped Parcels	4,921	23,232,163

Personal	Count	Value
Agricultural	870	1,960,792
Commercial	387	10,918,477
Mobile Home	176	823,089
Total Personal	1,433	13,702,358
Total Exempt	8	19,357

TIF Increment Value

Net Assessed 13,683,001

Net Assessed Under Protest

Public Service	Count	Value
Total PS Value	88	18,097,998

TIF Increment Value

Net Assessed 18,097,998

District Totals

Total Gross Value	84,731,677
Homestead Loss	2,190,914
Other Exemption Loss	753,017

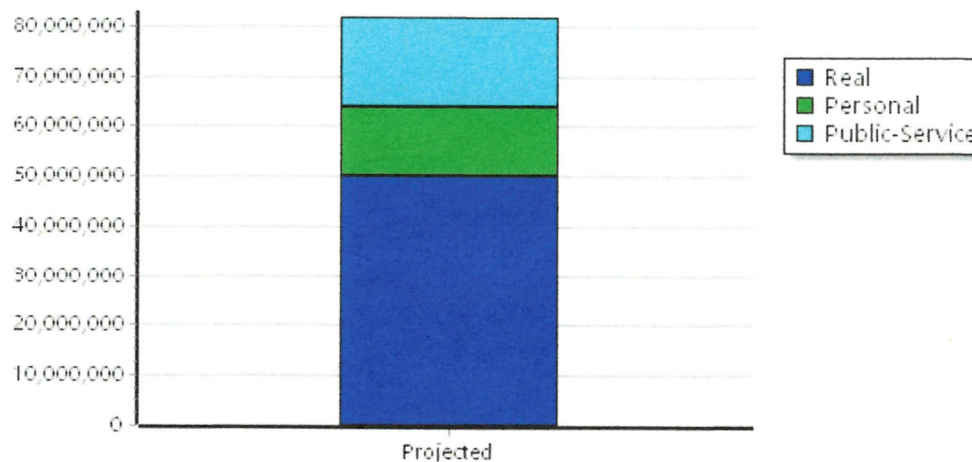

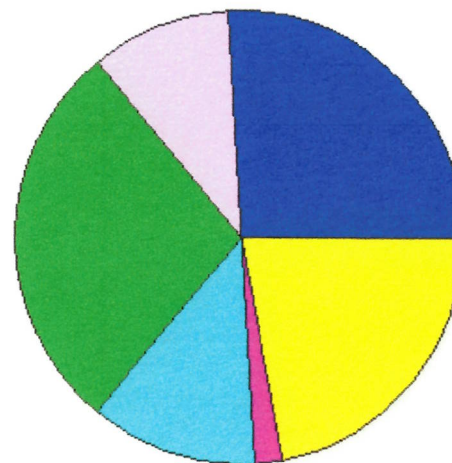
TIF Increment Value

Retained TIF Value

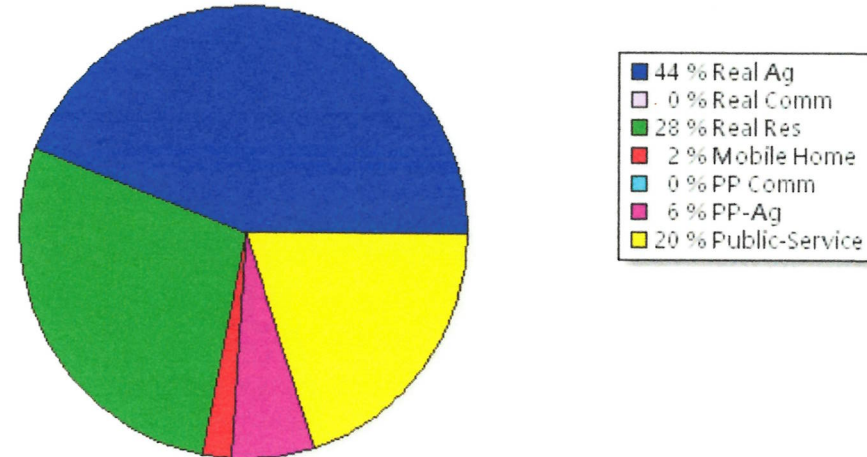
Net Assessed Value 81,787,746

Net Assessed Under Protest

* Public Service Protests Values are not included on this report.



Real	Count	Value
Agricultural	124	569,923
Commercial	3	11,257
Residential	97	348,918
Total Real Value	224	930,098
Homestead	59	57,775
Veteran	3	32,511
Other	0	0
Total Exempt	62	90,286



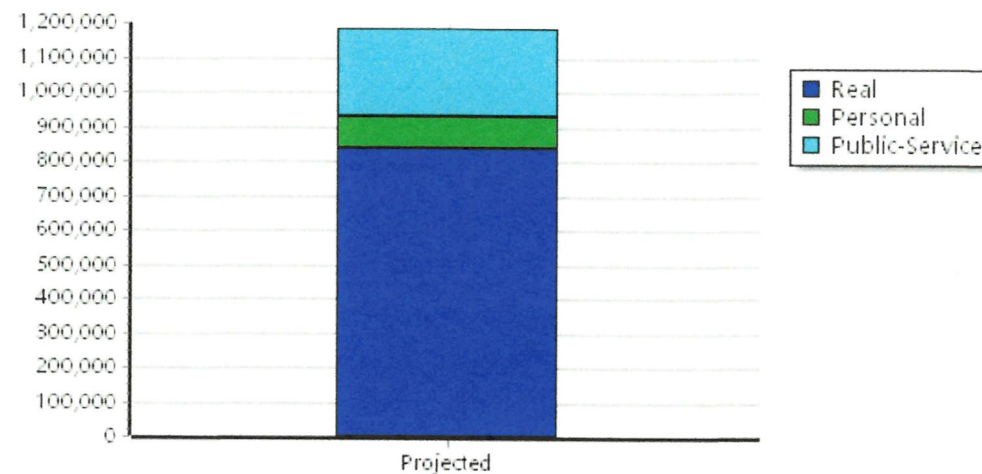
TIF Increment Value

Net Assessed 839,812

Net Assessed Under Protest

Senior Freeze	7	35,311
Capped Parcels	168	1,621,572

Personal	Count	Value
Agricultural	30	68,590
Commercial	3	1,958
Mobile Home	4	18,776
Total Personal	37	89,324
Total Exempt	0	0



TIF Increment Value

Net Assessed 89,324

Net Assessed Under Protest

Public Service	Count	Value
Total PS Value	6	257,172
TIF Increment Value		
Net Assessed		257,172

District Totals	
Total Gross Value	1,276,594
Homestead Loss	57,775
Other Exemption Loss	32,511
TIF Increment Value	
Retained TIF Value	
Net Assessed Value	1,186,308
Net Assessed Under Protest	

* Public Service Protests Values are not included on this report.